




How to Clean & Disinfect PLEXIGLASS


1  Select an appropriate WAXIE disinfectant that works on hard, non-porous surfaces.


2  Put on your safety glasses and gloves.


3  Consult product label for dilution instructions.

4  Apply the disinfectant to surface with a cloth, sponge or coarse sprayer and wipe plexiglass surface until thoroughly wet.

For spray applications, hold 6-8 inches from the surface.

5  Allow surface to remain wet. See product label instructions for appropriate dwell time.

6  Wipe all surfaces dry with a clean cloth or allow to air dry.

7  Do not use abrasive cleaning tools or materials on plexiglass.



Recommended Product:

HP Disinfectant Cleaner

Read all product instructions carefully for proper use and maximum effectiveness.