


How to Clean & Disinfect RESTROOM STALL PARTITIONS

1  Select an appropriate WAXIE disinfectant that works on hard, non-porous surfaces.


2  Put on your safety glasses and gloves.


3  Remove any gross soils from surfaces before disinfectant application.

4  Consult product label for dilution instructions.

5  Apply product to the surface of the stall partition, including edges and hard to reach areas with a brush, cloth, sponge or coarse sprayer until the surface is thoroughly wet.

For spray applications, hold 6-8 inches from the surface.

6  Allow surface to remain wet. See product label instructions for appropriate dwell time.

7  Wipe all surfaces dry with a clean cloth or allow to air dry.



Recommended Product:

HP Disinfectant Cleaner

Read all product instructions carefully for proper use and maximum effectiveness.



Exclusively available through Envoy Solutions and our Regional Distribution brands.
www.envoyolutions.com | (800) 995-4466

© 2022 Envoy Solutions