








# How to Clean & Disinfect RESTROOM WALLS & FLOORS

-  Select an appropriate WAXIE disinfectant that works on hard, non-porous surfaces.
-  Put on your safety glasses and gloves.
-  Remove any gross soils from surfaces before disinfectant application.
-  Consult product label for dilution instructions.
-  Apply product solution to the surface of the wall or floor with a damp mop, brush, cloth, sponge, or coarse sprayer.  
  
For spray applications, hold 6-8 inches from the surface.
-  Allow surface to remain wet. See product label instructions for appropriate dwell time.
-  Allow disinfected surfaces to air dry.



Recommended Product:

## HP Disinfectant Cleaner

Read all product instructions carefully for proper use and maximum effectiveness.