


How to Clean & Disinfect TOILETS

- 


1 Select an appropriate WAXIE disinfectant bowl cleaner.
- 


2 Put on your safety glasses and gloves.
- 

3 Read all product instructions carefully. Dilute product according to label instructions.
- 

4 Flush the toilet, remove any excess water, and gross soils from the bowl.
- 

5 Apply the chosen disinfecting bowl cleaner to your bowl mop.
- 

6 Use the bowl mop to clean the entire inside surface of the bowl before flushing.
- 

7 Allow surface to remain wet. See product label instructions for appropriate dwell time.
- 

8 Wipe dry with a clean cloth or allow to air dry.



Recommended Product:

HP Disinfectant Cleaner

Read all product instructions carefully for proper use and maximum effectiveness.